



AIRFLOW AND ZONE CONTROL



MR Modulo

ADJUSTABLE CONSTANT AIRFLOW REGULATOR





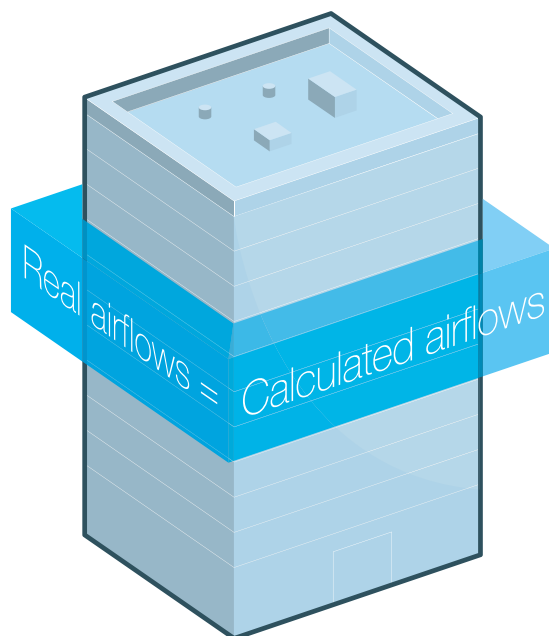
MR Modulo – balanced airflow with a twist

Airflow balancing is the key to a properly commissioned HVAC system. A balanced system does not suffer from over-ventilation (noise, high temperatures, high energy consumption) or under-ventilation (poor air quality and uncomfortable temperatures). In tightly built structures, ventilation and air conditioning systems are specifically sized to guarantee that the proper amounts of air exit and enter the building.


Actual operating airflows are often far from the original HVAC system design. Accurate balancing is nearly impossible with traditional balancing dampers. A system may start out balanced, but it is susceptible to pressure fluctuations. Maintaining system balance requires constant adjustments, which are costly and time consuming. Fluctuations are unavoidable, but Aldes has a dynamic solution that preserves system balance.

The Aldes MR Modulo Adjustable Constant Airflow Regulator is a passive device that automatically compensates for changes in static pressure and adjusts to maintain the specified airflow value.

The MR Modulo is an elegant, cost-effective solution. It is available in 5 diameters, and each device supports at least 7 airflow rates. Twist the rotating ring to change the airflow setpoint. Then simply insert the MR Modulo into duct or fittings. No tools, no balancing, no maintenance. Buildings large and small can benefit from the MR Modulo.



Unbalanced HVAC system. Actual airflow is only at the specified rate in certain parts of the building.



Balanced HVAC system. Actual airflow is at the specified rate throughout the entire building.

Features of the MR Modulo

Guaranteed quality

100%
test

- Every unit is run-tested.
- 5-year warranty.



Easy to install



- No manual balancing.
- Tool-free airflow setting.
- Self-powered, no wiring or electricity required.
- Can be inserted into duct and fittings.
- Multi-position mounting.

MR Modulo Adjustable Constant Airflow Regulators balance airflows in ventilation or air conditioning ductworks. They fit easily into round ductwork to maintain constant and reliable airflow within a wide range of differential pressure (0.2-1.0 in. w.g./50 - 250 Pa).

The MR Modulo's flexible membrane inflates and deflates according to the difference in pressure between the upstream and downstream flow, thus modifying the airflow. This principle of operation guarantees constant airflow regardless of pressure variations in the ductwork.



Precise Airflow Regulation



- Regulating silicone membrane resists clogging.
- Silent operation: no mechanical clatter or other noise interference due to variations in pressure.
- Available in 6 diameters, each one with multiple airflow setpoints.

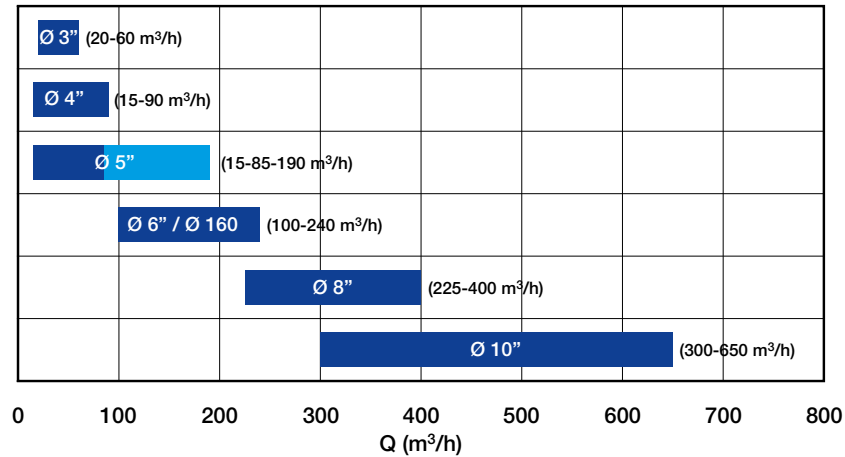
Smart design



- Double-lip seal for secure, air-tight fit.
- Rotating ring for on-site airflow setting (patent pending).
- Made of recyclable, chlorine-free plastic that meets UL 2043 standards for flame and smoke generation.
- Stainless steel regulation spring.

Technical Details

Airflow Range



Airflow Accuracy:

- +/- 3 CFM (5 m³/h) for nominal flow ≤ 30 CFM (50 m³/h)
- +/- 10% for nominal flow > 30 CFM (50 m³/h)

Operating Pressure Range: 0.2-1.0 in. w.g. (50-250 Pa)

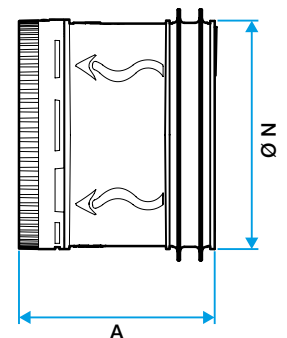
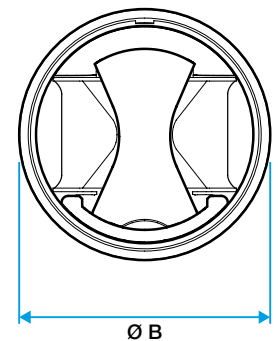
Operating Temperature Range: 14 to 140°F (-10 to 60°C)

Dimensions & Weight

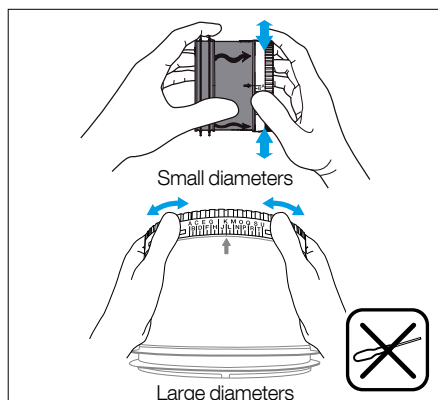
Ø Duct	ØN	ØB	A	Weight
3" (80 mm)	2.92 (74 mm)	3.38 (85 mm)	2.76 (70 mm)	0.24lbs (0.11 kg)
4" (100 mm)	3.62 (92 mm)	4.13 (105 mm)	2.76 (70 mm)	0.26 lbs (0.12 kg)
5" * (125 mm)	4.57 (116 mm)	5.20 (132 mm)	2.76 (70 mm)	0.33 lbs (0.15 kg)
5" ** (125 mm)	4.57 (116 mm)	5.20 (132 mm)	4.33 (110 mm)	0.37 lbs (0.17 kg)
6" (150 mm)	5.79 (147 mm)	6.02 (153 mm)	4.65 (118 mm)	0.82 lbs (0.37 kg)
8" (200 mm)	7.48 (190 mm)	8.27 (210 mm)	5.67 (144 mm)	1.31 lbs (0.59 kg)
10" (250 mm)	9.37 (238 mm)	10.32 (262 mm)	7.05 (179 mm)	2.25 lbs (1.02 kg)

* 10-50 CFM (15-85 m³/h)

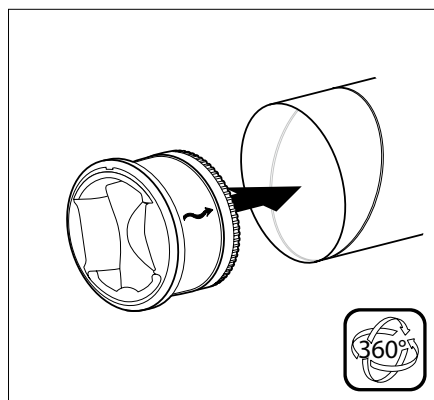
** 60-115 CFM (100-190 m³/h)



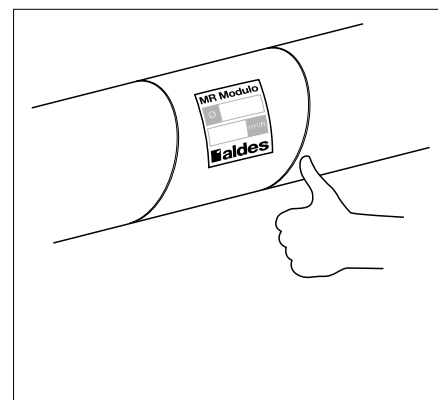
Installation



1. Adjust the airflow setting.
Twist the rotating adjustment ring until the desired airflow is reached (correlation table printed on the device). No tools are required.



2. Position the MR Modulo.
Introduce the MR in the duct according to the arrow that shows the airflow direction. There is no recommendation regarding the membrane positioning.



3. Product localization.
MR Modulo is delivered with a sticker that will need to be filled out on-site (diameter and airflow setting) and placed directly onto the duct to indicate where MR Modulo has been mounted.

Product Information

The following information is indicated on the product:

Airflow direction

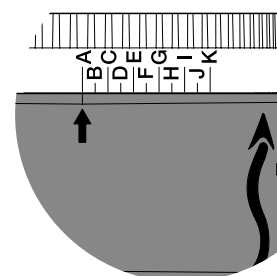
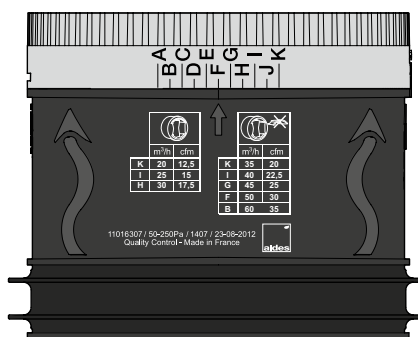
Diameter in mm and inches

Airflow settings correlation table

Differential pressure operating range

Part number

Date of manufacture



Warranty & Maintenance

- To maintain the MR Modulo's performance, it is advised to clean it regularly, especially if it is used in a dusty or greasy atmosphere.
- To facilitate regular inspections and cleanliness, place the MR Modulo in a fitting that has an easily accessible inspection window.
- Clean with soapy water. When cleaning, plug the hole on the plastic body at the base of the bulb in order to avoid blocking this orifice and to prevent any liquid or foreign body from passing inside the bulb.
- Five (5) year warranty.



For more information, contact your
Aldes sales advisor, visit aldes-na.com,
or find us on



Aldes North America
USA 800.255.7749 CAN 800.262.0916

