


FAN CONTROLS



TIMERS, CONTROLS, AND SWITCHES

FAN CONTROLS

American Aldes offers corresponding controls for ventilation products. The controls range from twist timers to advanced pressure-sensing controls for regulating ventilation in large buildings.

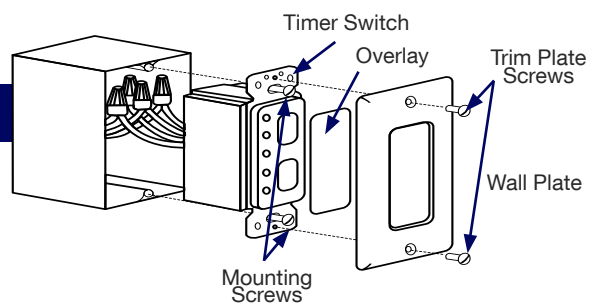


Electronic Push-Button Timer

- Assures sufficient run-time to remove odors and humidity from bathrooms and kitchens.
- Ideal for controlling a 120V load.
- LED display.
- Pre-set time delays of 15, 30, 60, or 120 minutes.
- Fits in single or multi-gang wall boxes.
- UL listed to US and Canadian standards.



Installation

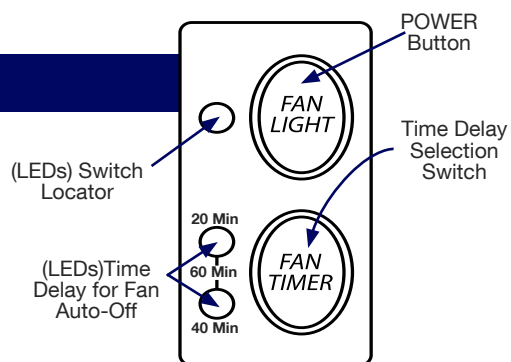


Electronic Fan/Light Timer

- Use for turning “ON” fan and light circuits simultaneously.
- Use for turning the light “OFF” manually, allowing the fan to remain on for a manually pre-set delay time of 20, 40, or 60 minutes.
- Selected delay time remains in memory until changed by the user.
- LED display.
- Fits in single or multi-gang wall boxes.
- Use for residential and commercial bathrooms.




Operation

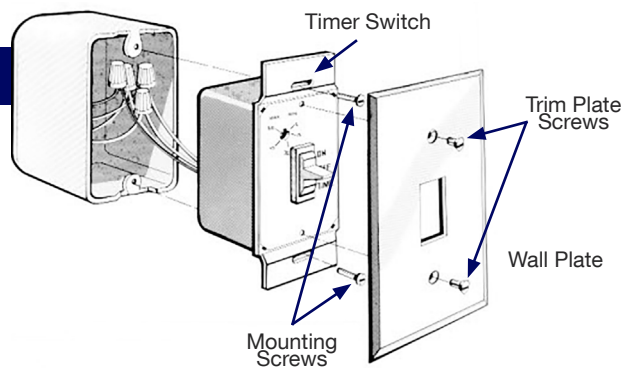


Fan/Light Timer Switch

- Activated to remove excess humidity.
- Controls the fan and light with one switch.
- Single or multi-gauge installation.
- Three position switch for ON/OFF and Timed Off.
- Adjustable 1 to 60 minute time delay setting.
- 120 VAC load.
- Wall-mount.



Installation



Spring-Wound Twist Timer

- One-hour timer switch.
- Dial plate available in white.
- Hold feature enables user to override the automatic shut-off function.
- Supplied time dial plates are designed to fit either toggle (FF) or decorator style (FD) switch plates.
- Single or multi-gang with no field modifications required.
- Time saving up front terminal connection with teeter-type terminals.
- Press-on knob design ensures quick and easy installation.
- CFL Compatible.

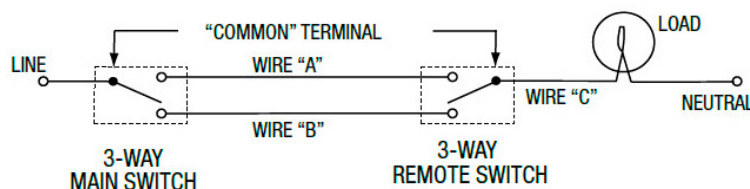


7-Day Programmable Timer

- Controls lighting, including fluorescent, and heavy-duty loads such as fans and appliances.
- LCD digital clock and read out.
- Easy-to-set 6-button programming with 6 ON/OFF settings per 7-day period (total of 42 ON and 42 OFF settings per week).
- 4 separate programming options: Same settings Monday through Friday, weekends, all 7 days of the week, or individual daily settings.
- Battery back-up prevents program loss due to power failure.
- Flush-mount design.



Installation



TYPICAL EXISTING
2-SWITCH SETUP

Variable Speed Controls

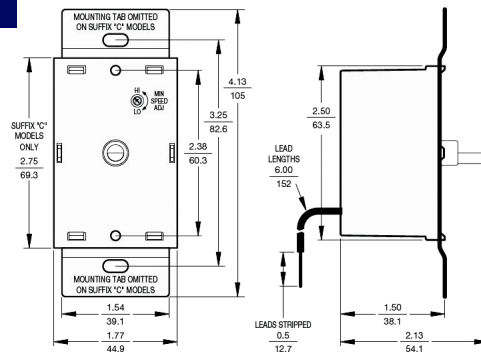
- Offered as accessories to the line of in-line, wall- and roof-mount fans for air-moving applications.
- Designed to replace obsolete tapped winding or reactive methods of speed control.
- Built-in On/Off AC line switch.
- Minimum Speed Trimpot.
- Mounts in a standard 2" x 4" electrical wall box.



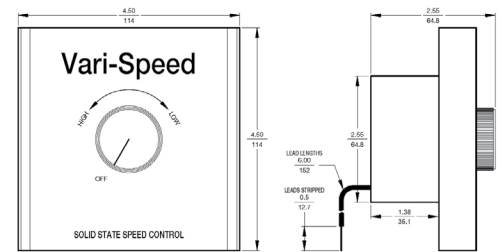
P/N: 99 250 & 99 251

P/N: 99 022

Dimensions




P/N: 99 022



P/N: 99 250 & 99 251

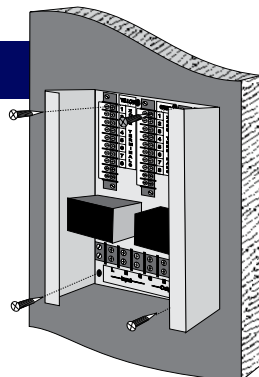
Zone Terminal Control

- The Zone Terminal and Fan Control Center (ZTC) provides low-voltage control of the line-voltage circuits.
- Used to control blower motors and auxiliary circuits in ventilating equipment.
- ZTC can control up to (8) 24V American Aldes patented* Zone Register Terminals (ZRT®).
- Low-voltage terminal strips with standard terminal designation for easy wiring.
- Secure mounting method from inside the control box cover.



ZTC

Mounting



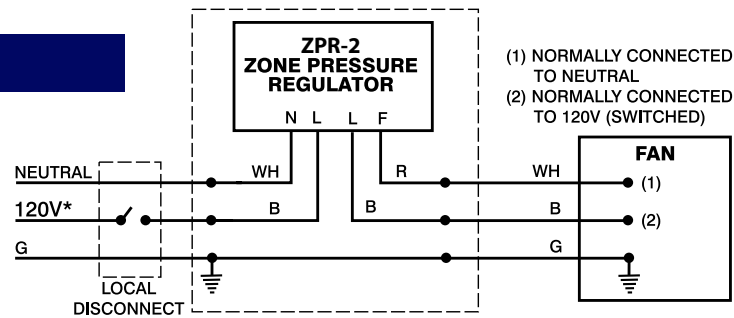
*U.S. Pat. No. 7,766,734

Zone Pressure Regulator

- Compact, TRIAC-based fan and motor control designed for HVAC, electronics, and industrial controls markets.
- Automatically controls most single-phase AC fans and motors used in exhaust ventilators, duct fans, and blowers.
- Features an automatic voltage and frequency detection.
- The 6" x 11" job-box mount makes the microprocessor-based design flexible and economical.
- Decreases acoustical noise, pressure or flow regulation, system reliability, increased fan life, improved safety, and energy savings.



Wiring

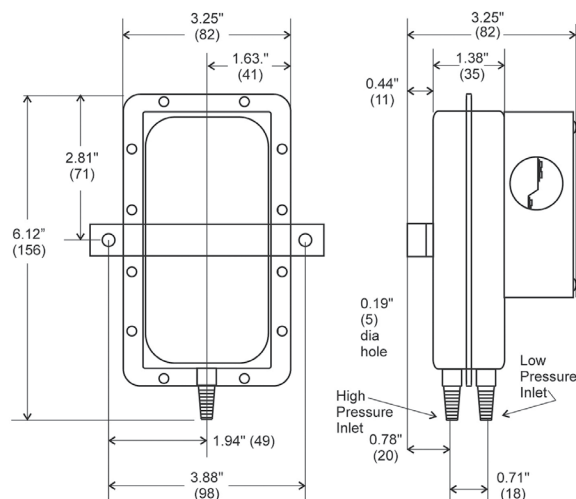


Positive/Negative Pressure Switch

- Positive/Negative Pressure Switch is adjustable to between 0.05" to 1.0" w.g. differential pressure by using positive or negative pressure taps.
- Suggested Use: Sensing range hood operation and initiating a make-up air fan.
- Electrical Ratings: Switch suitable for 115 V supply. 10 A rating.



Dimensions

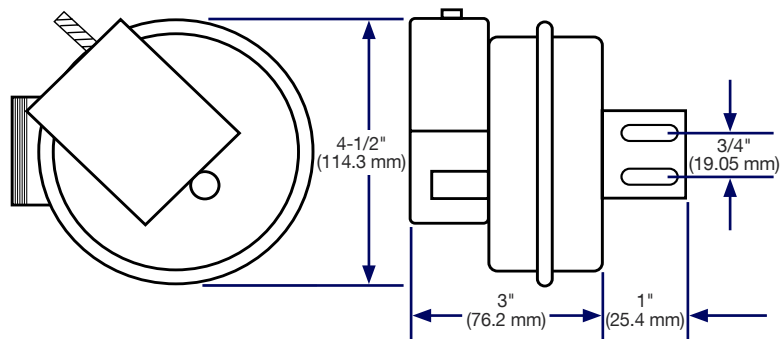


Pressure/Timer Switch

- Recognizes dryer operation and activates a booster fan from an independent electrical circuit.
- When the dryer begins operation, positive pressure in the duct causes the switch diaphragm to expand, closing the circuit to the booster fan.
- Features an integral delay-on-make timer in the switch which turns the fan on for intervals of 10 minutes.
- Drying cycles, the booster fan, the delay timer, and the pressure switch are not adversely affected by the starting/stopping intervals.
- 115 V supply.



Dimensions

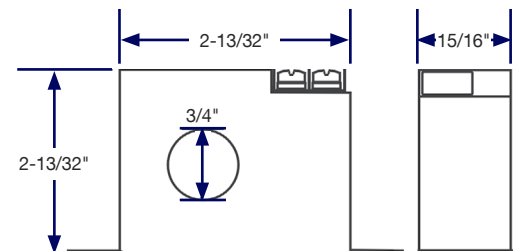
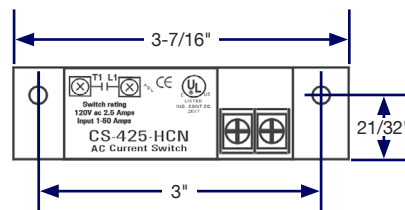


Current Sensing Switch

- Senses when a clothes-drying device is drawing between 1 and 50 Amps of current.
- Relay contact closes and turns on the fan when current reaches the threshold.
- When the current drops below the threshold, the relay contact opens back up and turns off the fan.
- The sensor is rated to control 115 V supply.
- Designed to mount in a standard electrical box.



Dimensions





For more information, contact your
Aldes sales advisor, visit aldes-na.com,
or find us on



Aldes North America
USA 800.255.7749 CAN 800.262.0916

