



## Product Description

- 20-gauge galvanized steel housing.
- Aluminum spring-loaded butterfly damper blades.
- Damper seals against EDPM rubber gasket in closed position for minimal leakage.
- Gasket designed for use in temperatures from -22°F to 180°F.
- Requires airflows of 0.04 to 0.08 in. w.g. to begin to open.
- May be installed in any position. The 14" and 16" models require adjusting spring tension if used in vertical position, with airflow down.
- The entire assembly inserts into duct for simple installation.
- Exterior rubber seal (4", 5", 6") or foam gaskets (7"+) provide a tight seal against interior surface of duct.

## Maintenance

No periodic maintenance required.

## Warranty

The entire unit is guaranteed for three (3) years, from date of shipment, against all manufacturing defects, provided the material has been installed and operated per manufacturer's instructions and under normal conditions. Warranty is limited to the repair or replacement of the material upon its return freight paid to our factory. This warranty is not transferable and is limited to the original end user.

# BACKDRAFT DAMPERS

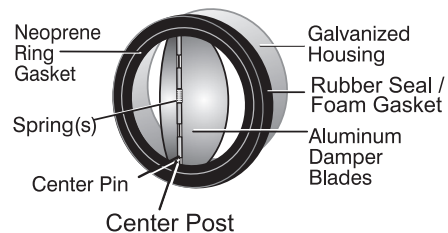
## SPRING-LOADED BACKDRAFT DAMPERS

AIRFLOW & ZONE CONTROL

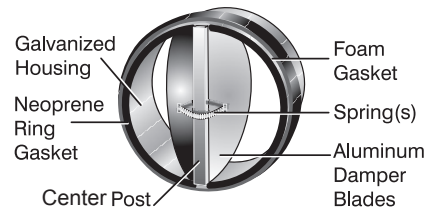
IOM

## READ AND SAVE THESE INSTRUCTIONS

4" - 7" MODELS  
STAMPED METAL SLEEVE / CENTER PIN DESIGN



8" - 16" MODELS  
ROLLED METAL SLEEVE / CENTER POST DESIGN

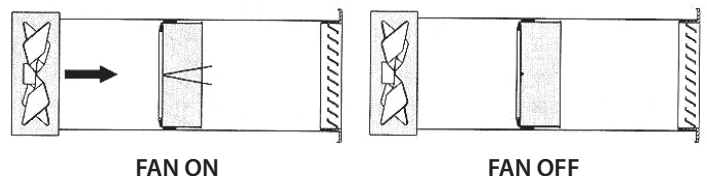


**NOTE:** Position of post in sleeve and number of springs varies according to model.

## Installation

Backdraft dampers are simply fitted into the duct. The rubber seal or foam gasket provides a secure fit.

Make sure the damper is oriented so that the damper blades are in the open position when the fan is on. The blades will close automatically when the fan stops.



For more information, contact your Aldes sales advisor, visit [aldes-na.com](http://aldes-na.com), call 1.800.255.7749, or find us on

