

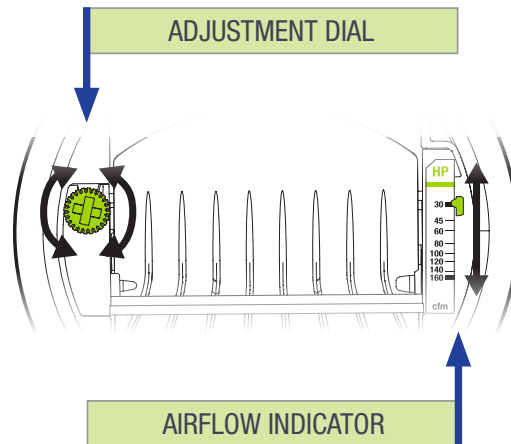
CAR3

Constant Airflow Regulator



www.aldes-na.com

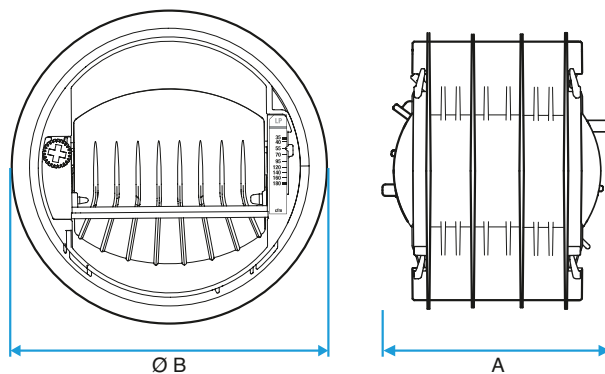
1. AIRFLOW SETTING



Airflow rate can be set or adjusted by rotating the dial from either side. The airflow indicator will move to show the selected CFM. The airflow label has multiple defined setpoints, but the unique adjustment mechanism of the CAR3 allows for infinite adjustability between the minimum and maximum limits. Performance charts found in the specifications sheet reflect this data, with the available range (shaded) and marked setpoints (lines). The CAR3 will maintain the airflow accurately to within +/- 10% of the indicated lines below for each marked setpoint. At the higher airflow rates, the minimum pressure required to achieve the selected airflow may exceed 0.12 in. w.g.

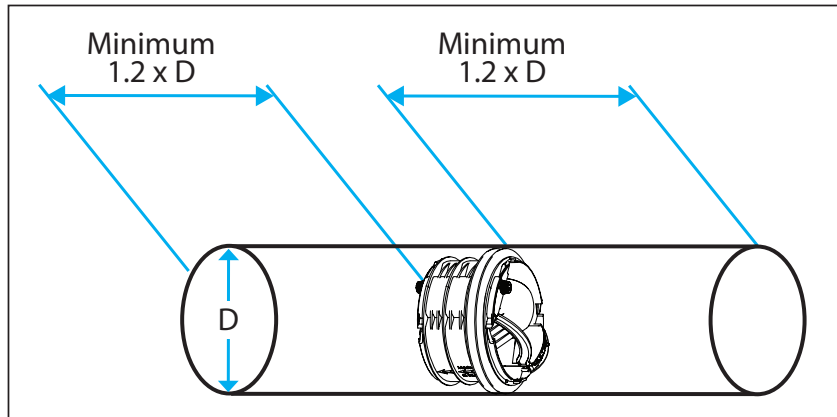
Each diameter has a unique range for both low- and high-pressure variants. The CAR3-L (low-pressure) is designed for systems with pressures between 0.12 and 1.2 in. w.g. (30 to 300 Pa), and CAR3-H (high-pressure) between 0.4 and 2.8 in. w.g. (100 to 700 Pa). Factory calibration of the CAR3 is available on request. Blue color dial = Low-Pressure / Green color dial = High-Pressure.

2. DIMENSIONS

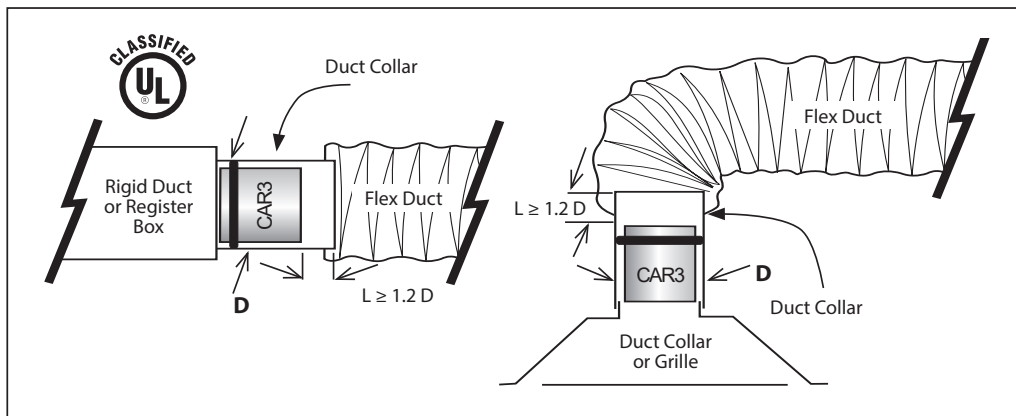


Size	A	Ø B	Low-Pressure (Blue) 0.12-1.2 in. w.g (30-300 Pa)		High-Pressure (Green) 0.4-2.8 in. w.g (100-700 Pa)	
			Airflow	P/N	Airflow	P/N
4" (100 mm)	3"	4.3"	15-85	CAR3L4R4	30-160	CAR3H4R4
5" (125 mm)	3.8"	5.2"	35-180	CAR3L5R5	55-260	CAR3H5R5
6" (150 mm)	4.6"	6.0"	45-260	CAR3L6R6	60-370	CAR3H6R6
8" (200 mm)	6"	7.6"	70-490	CAR3L8R8	100-660	CAR3H8R8
10" (250 mm)	7.4"	9.5"	110-620	CAR3L10R10	170-900	CAR3H10R10

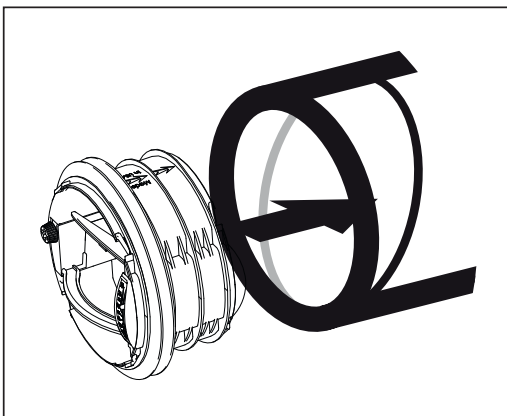
3. INSTALLATION



Regulator must be installed in a metallic air duct as pictured above. D represents the regulators maximum outer diameter.



The CAR3 should be installed in accordance with all applicable building and mechanical codes. If installed in a metal duct or duct collar with a flexible duct connector (listed to UL 2043), the CAR3 must be inserted at least 1.2 times the duct diameter from the flexible duct and/or duct connector.



Orient the CAR3 according to the airflow direction indicated on the device. Horizontal or vertical mounting is acceptable.



4. MAINTENANCE & WARRANTY

- The CAR3 needs no maintenance when used in normal conditions. The addition of antimicrobial and anti-static additives in the material increases the longevity and reliability of the CAR3. There is no risk of dust deposit or obstruction because the CAR3 has no airways subject to clogging. If the intended application includes air heavily loaded with dust or grease, access to the CAR3 should be possible through the terminal device or with an access panel or door.
- ALDES Ventilation Corporation warrants the CAR3 to be free from manufacturing defects and guarantees the performance within specified limits for a period of seven (7) years when installed in normal environmental air systems for general residential and commercial heating, ventilating and air conditioning. This warranty does not include installation in industrial applications or caustic, noxious or otherwise hazardous airhandling equipment. This warranty is limited to replacement of the product only and does not extend to consequential claims.

5. TROUBLESHOOTING

PROBLEM	CAUSE	SOLUTION
AIRFLOW TOO LOW	Insufficient duct pressure.	Check fan ratings. Replace fan if too small Increase fan speed.
	Excessive duct air leakage.	Seal ducts with mastic or tape.
	CAR3 damper not functioning properly.	Check CFM calibration on CAR3. Adjust to proper airflow value.
AIRFLOW TOO HIGH AND/ OR NOISY OPERATION	CAR3 too close to fan.	Add manual damper to reduce pressure across CAR3 to normal operating range.
	Fan at too high a speed.	Lower fan speed.
	CAR3 damper not functioning properly.	Check CFM calibration on CAR3. Adjust to proper airflow value.

©2020 American ALDES Ventilation Corporation and ©2020 ALDES Canada. Reproduction or distribution, in whole or in part, of this document, in any form or by any means, without the express written consent of American ALDES Ventilation Corporation, is strictly prohibited. The information contained within this document is subject to change without prior written notice.

Aldes North America

USA 800.255.7749 • CAN 800.262.0916 • www.aldes-na.com



www.aldes-na.com