

BACKDRAFT DAMPERS

PRODUCT BROCHURE



SPRING-LOADED BACKDRAFT DAMPERS

SIMPLY FITTED

#HealthyLiving



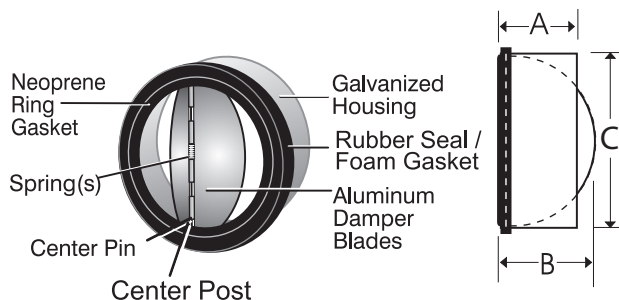
PRODUCT DESCRIPTION



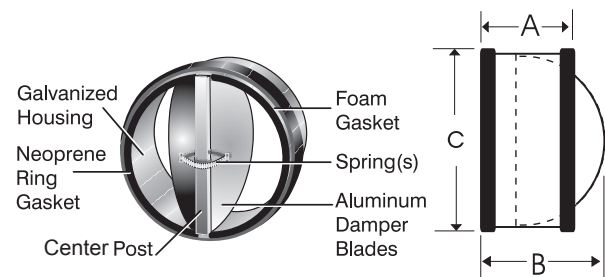
- 20-gauge galvanized steel housing.
- Aluminum spring-loaded butterfly damper blades.
- Damper seals against EDPM rubber gasket in closed position for minimal leakage.
- Gasket designed for use in temperatures from -22°F to 180°F.
- Requires airflows of 0.04 to 0.08 in. w.g. to begin to open.
- May be installed in any position. The 14" and 16" models require adjusting spring tension if used in vertical position, with airflow down.
- The entire assembly inserts into duct for simple installation.
- Exterior rubber seal (4", 5", 6") or foam gaskets (7"+) provide a tight seal against interior surface of duct.

DIMENSIONAL DATA

4" - 7" MODELS
STAMPED METAL SLEEVE / CENTER PIN DESIGN



8" - 16" MODELS
ROLLED METAL SLEEVE / CENTER POST DESIGN



NOTE: Position of post in sleeve and number of springs varies according to model.

NOMINAL	A	B	C
4" (100 mm)	1-3/4"	2"	3-3/4"
5" (125 mm)	2"	2-1/2"	4-3/4"
6" (150 mm)	2-1/2"	3"	5-3/4"
7" (175 mm)	2-1/2"	3-1/4"	6-3/4"
8" (200 mm)	2-3/4"	3-3/4"	7-9/16"
10" (250 mm)	4-3/4"	5-3/4"	9-3/4"
12" (315 mm)	6-1/4"	6-3/4"	11-3/4"
14" (355 mm)	6-1/4"	7-3/4"	13-3/4"
16" (400 mm)	6-1/4"	10-3/4"	15-3/4"

NOTE: Not recommended for use with clothes dryer, unless proper provisions are made for regular cleaning.

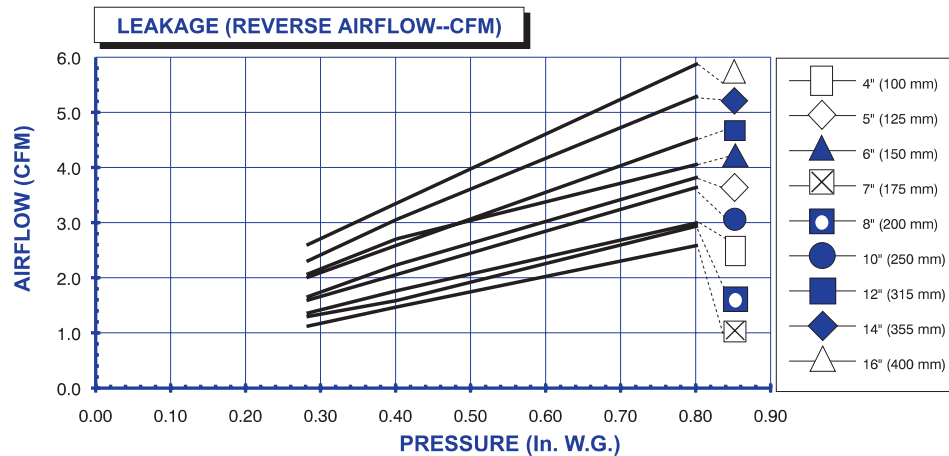
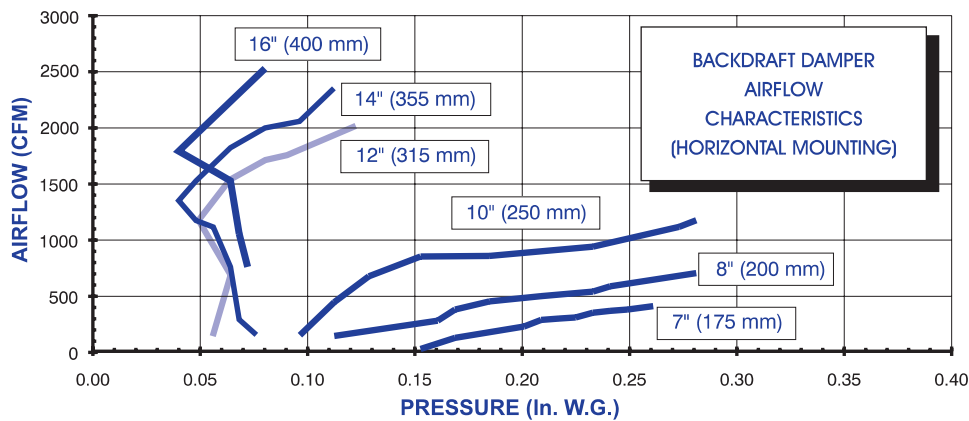
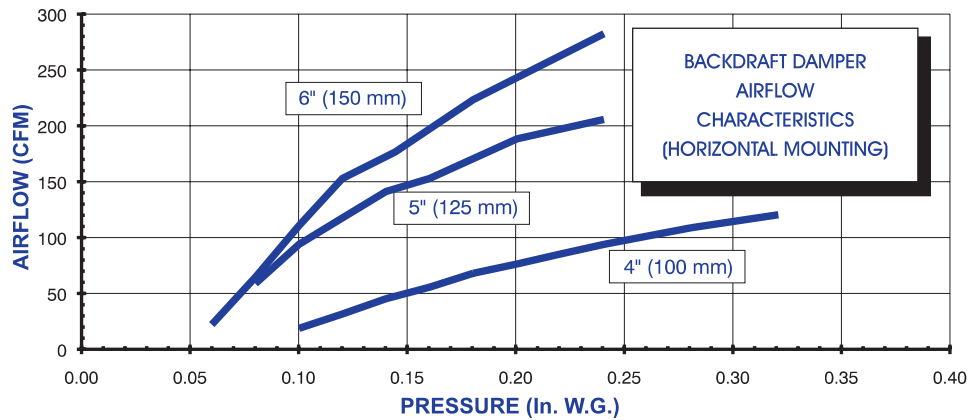
WARRANTY

The entire unit is guaranteed for three (3) years, from date of shipment, against all manufacturing defects, provided the material has been installed and operated per manufacturer's instructions and under normal conditions. Warranty is limited to the repair or replacement of the material upon its return freight paid to our factory. This warranty is not transferable and is limited to the original end user.

MAINTENANCE

No periodic maintenance required.

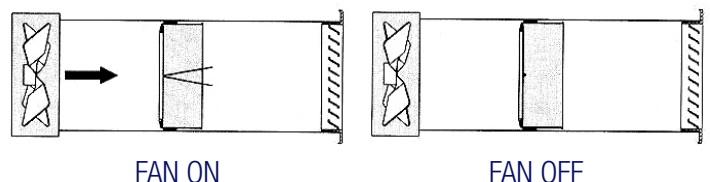
AIRFLOW PERFORMANCE



INSTALLATION

Backdraft dampers are simply fitted into the duct. The rubber seal or foam gasket provides a secure fit.

Make sure the damper is oriented so that the damper blades are in the open position when the fan is on. The blades will close automatically when the fan stops.



#HealthyLiving

Engineering tomorrow's solutions is more than an idea – it is a guiding principle. Every Aldes product provides equal parts innovation and experience. Efficient and respectful solutions of the environment which renew and purify the indoor air delivering improved air quality. From automatic airflow controls to advanced heat and energy recovery ventilators, Aldes products can be found in high-performing homes, schools, hotels and buildings across North America. Healthy Living is much more than a movement, embodies our benevolence and our sense of responsibility with a pioneering spirit.



For more information, contact your
Aldes sales advisor, visit aldes-na.com,
or find us on



Aldes North America
USA 800.255.7749 CAN 800.262.0916