



# InspirAIR® COMMERCIAL

## PH15

### Heat Recovery Ventilator

PRODUCT  
SPECIFICATIONS  
& TECHNICAL  
DATA



\*Interior Model

#### NOMINAL CAPACITY

500-1500 CFM

#### PLATE EXCHANGER

Polypropylene (sensible heat transfer)

#### CASING

(Standard)

- Double-wall cabinet
- 22-gauge galvanized steel interior and exterior
- Access doors with quarter-turn handles
- 22-gauge galvanized steel drain pan
- Drain Connections: 1" (25 mm) NPT
- Insulation: 1" (25 mm)

(Optional)

- Painted white baked enamel outside finish
- Removable access panels
- Supply and exhaust hoods with bird screens

#### MOUNTING (Standard)

- Standard Platform
- 18-gauge galvanized roof curb (insulation optional)

#### FROST PREVENTION/CONTROL (Optional)

See page 2 for details

#### ELECTRICAL & CONTROLS (Standard)

- 24 V double motor contactor with start-stop dry contact
- Non-fused disconnect (NEMA 4)
- 24 V transformer for controls
- Single point power

#### ELECTRICAL

- Non-Fused disconnect
  - » Optional Fused disconnect
- 24 VAC, 20 VA power available for accessories

#### WARRANTY

- Core Assembly: Limited 10-year
- All Other Covered Components: Limited 2-year



\*Exterior Model

#### FILTERS

(Standard)

Quantity: 2 supply, 2 exhaust

Type: MERV 8

Dimensions: 16" x 16" x 2" (407 mm x 407 mm x 305 mm)

(Optional)

MERV 13 Filters (substitute on supply air circuit only)

#### BLOWERS & MOTORS

(Standard Options)

Blowers:

- Quantity: 2
- Forward-curved
- Permanently sealed and lubricated ball bearings
- Power transmission by adjustable pulleys and belts

Motors:

- Type: Inverter duty 10:1
- Maximum Power: 2 HP
- Available Voltages:
  - » 208, 230 V / 1ph / 60Hz
  - » 208, 230, 460, 575 V / 3ph / 60Hz

#### VARIABLE SPEED (Optional)

VFD:

- Quantity: 2 (1 per air stream)
- Blower Type: ODP or TEFC
- Permanently sealed and lubricated ball bearings

ECM:

- Quantity: 2 (1 per air stream)
- Plenum Type: Backward Inclined
- Permanently sealed and lubricated ball bearings
- Direct Drive
- Available Voltages:
  - » 208, 230, 460, 575 V / 3ph / 60Hz

#### BYPASS DAMPER (Optional)

Internal Face and Bypass Damper:

- Fresh air bypass (Free Cooling)

## PH15 Features (Continued)

### FROST PREVENTION/CONTROL (Optional)

If no defrost mode is selected, it is the customer's responsibility to protect the core from freezing as needed.

Frost control activated by a temperature reference:  
23°F (-5°C)

#### Internal Pre-Heat by Electric Coil:

- Powered by unit, SCR control (not available with 120 V)

#### Internal Pre-Heat by Hot Water Coil:

- 0-10 V signal on the control panel
- Piping connections under unit

#### Internal Face and Bypass Damper:

- Fresh air bypass

#### Exhaust Defrost:

- Supply air blower shuts down and outside air damper closes. Warm exhaust air defrosts the core until it is free of obstruction.
- Includes motorized and insulated damper on fresh air intake (OA)

#### Recirculation Defrost:

- Exhaust air blower shuts down, outside air damper closes, exhaust air damper (optional) closes, and recirculation damper (included) opens. Warm exhaust air defrosts the core for a predetermined amount of time (see table at right).
- Includes motorized and insulated damper on fresh air intake (OA)

### POST-HEAT COILS

#### Post-Heat by Electric Coil:

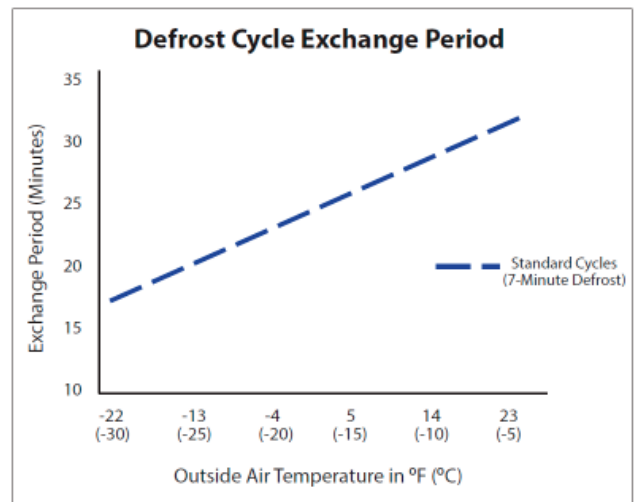
- Powered by unit, SCR control (not available with 120 V)
- 0-10VDC signal to maintain supply air temperature or 0-10VDC signal by others

#### Post-Heat by Hot Water Coil:

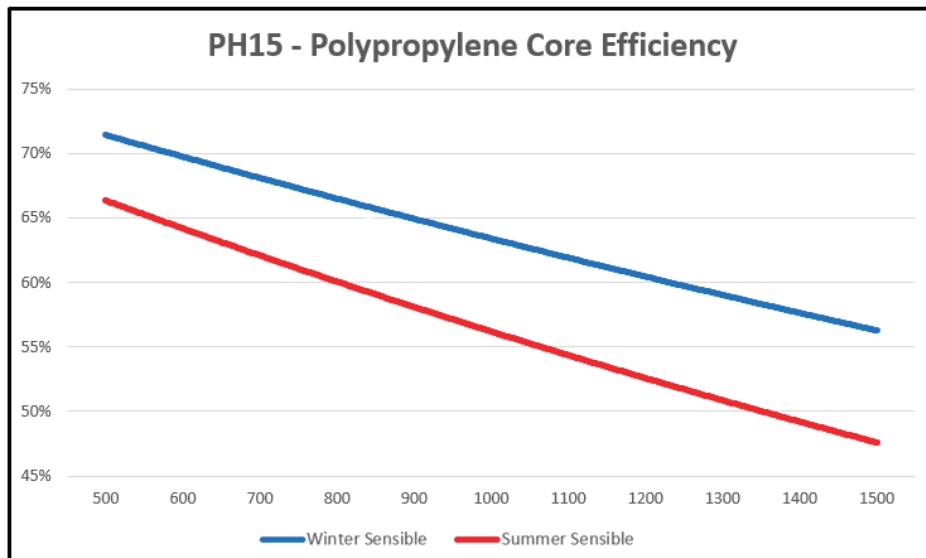
- 0-10VDC signal to maintain supply air temperature or 0-10VDC signal by others

### OPTIONAL COMPONENTS

- Motorized and insulated damper for exhaust port (EA)
- Non-insulated backdraft damper for exhaust port (EA)
- Motorized and insulated damper on fresh air intake (OA) (included with exhaust and recirculation defrost)



## Polypropylene Core Performance

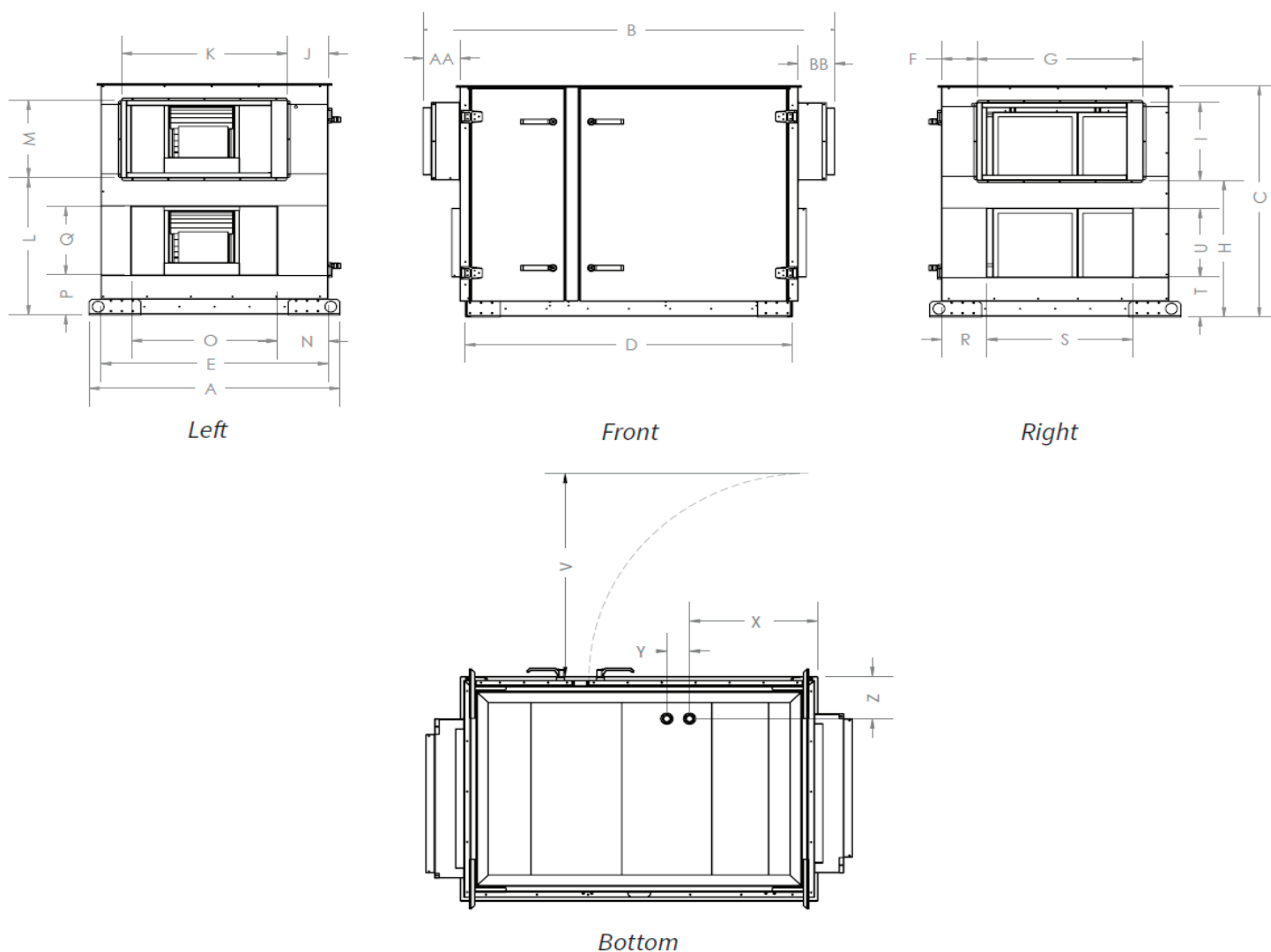


AHRI STANDARD CONDITIONS	CONDITIONS	
Outside Air Temperature	Winter	Summer
Dry Bulb	35°F (1.7°C)	95°F (35°C)
Wet Bulb	33°F (0.6°C)	78°F (25.6°C)
Exhaust Air Temperature	Winter	Summer
Dry Bulb	70°F (21.1°C)	75°F (23.9°C)
Wet Bulb	58°F (14.4°C)	63°F (17.2°C)

Note: Efficiencies are based on AHRI standard conditions.

# PH15 Indoor Units Dimensions (Standard - inches)

## Indoor Units



Dimension with Options (inches)												
A		B			C	D			E		F	
Overall	Bypass	Overall	1 Extension	2 Extensions		Overall	1 Extension	2 Extensions	Overall	Bypass	Overall	Bypass
38.25	46	79.5	99.5	119.5	44.75	62.5	82.5	102.5	31.25	39	8.25	9.25
G	H	I	J		K	L	M	N		O	P	Q
			Overall	Bypass				Overall	Bypass			
21.5	26.75	14.25	8.25	9.25	21.5	26.75	14.25	8.25	9.25	21.5	7.25	14.25
R		S	T	U	V	W	X	Y	Z	AA	AB	
Overall	Bypass											
8.25	9.25	21.5	7.25	14.25	40	N/A	21.75	4	6	7.5	7.5	

\* Extensions are used when adding a Pre-heat coil, Post-heat coil, or Vertical Duct Connections

Examples:

\* Pre-heat coil = 1 extension

\* Post-heat coil = 1 extension

\* Vertical Duct Connection = 1 extension

\* Pre-heat + Post-heat = 2 extensions

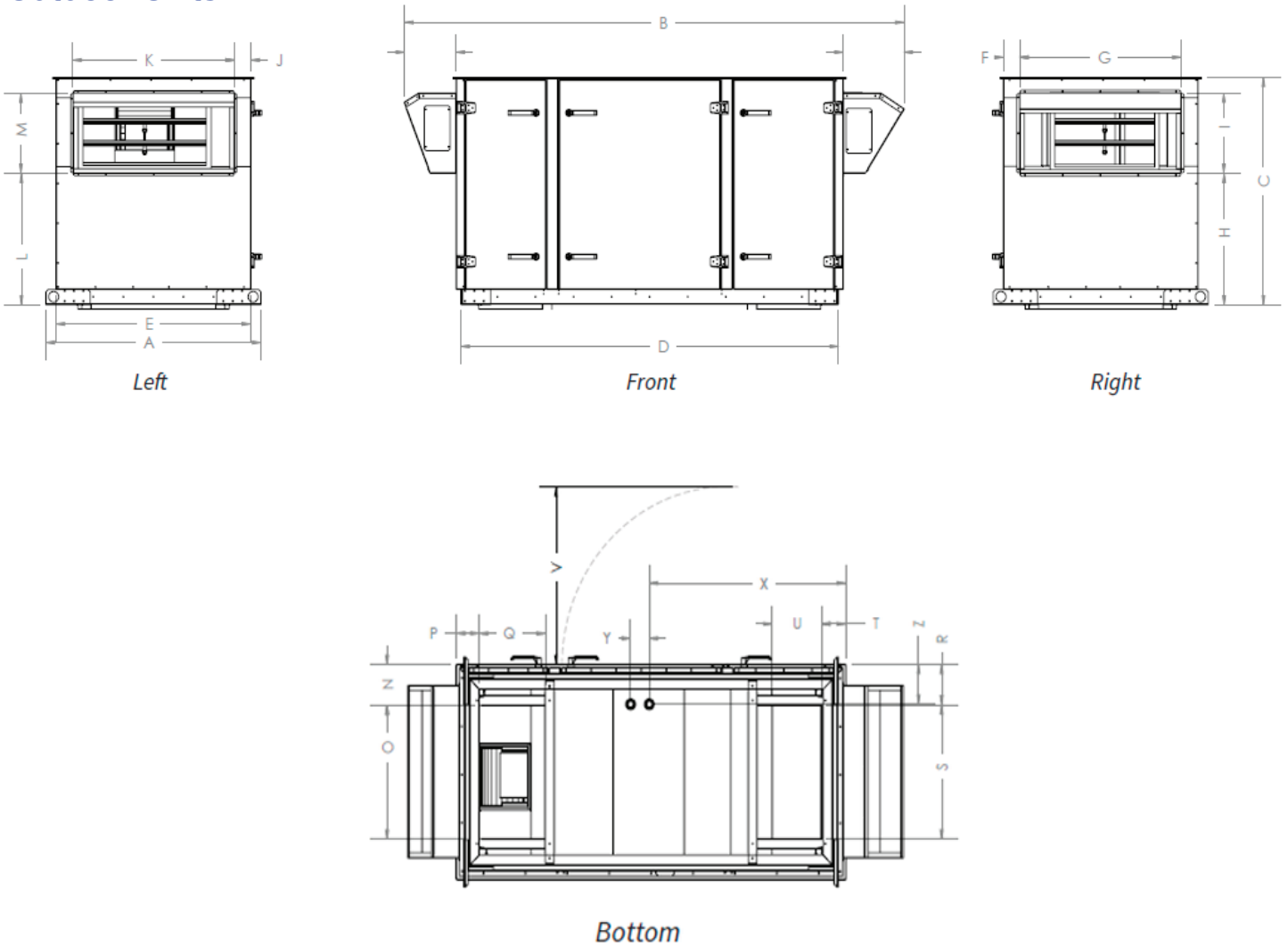
\* Pre-heat + Vertical Duct Connection = 2 extensions

\* Post-heat + Vertical Duct Connection = 2 extensions

\* Pre-heat + Post-heat + Vertical Duct Connection = 2 extensions

# PH15 Outdoor Units Dimensions (Standard - inches)

## Outdoor Units



Dimension with Options (inches)												
A		B			C	D			E		F	
Overall	Bypass	Overall	1 Extension	2 Extensions		Overall	1 Extension	2 Extensions	Overall	Bypass	Overall	Bypass
38.25	46	86.75	106.75	126.75	44.75	62.5	82.5	102.5	31.25	39	0.25	3.75
G	H	I	J		K	L	M	N		O	P	Q
			Overall	Bypass				Overall	Bypass			
32	25.75	16.25	0.25	3.75	32	25.75	16.25	8.25	9.25	21.5	7.25	14.25
R		S	T	U	V	W	X	Y	Z	AA	AB	
Overall	Bypass											
8.25	9.25	21.5	7.25	14.25	40	N/A	21.75	4	6	11	11	

\* Extensions are used when adding a Pre-heat coil, Post-heat coil, or Vertical Duct Connections

Examples:

\* Pre-heat coil = 1 extension

\* Post-heat coil = 1 extension

\* Vertical Duct Connection = 1 extension

\* Pre-heat + Post-heat = 2 extensions

\* Pre-heat + Vertical Duct Connection = 2 extensions

\* Post-heat + Vertical Duct Connection = 2 extensions

\* Pre-heat + Post-heat + Vertical Duct Connection = 2 extensions

# PH15 Configurations & Weights

## AVAILABLE CONFIGURATIONS\*

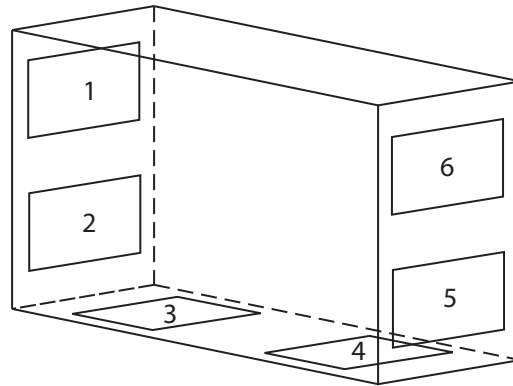
1-2-5-6

1-3-5-6

1-2-4-6

1-3-4-6

\*Mirror Image Cabinet Also Available



## DUCT CONNECTION KEY

1	Exhaust Air (EA)
2, 3	Supply Air (SA)
4, 5	Return Air (RA)
6	Outside Air (OA)

## PH15 WEIGHTS & DIMENSIONS †

Core Type	Polypropylene
Minimum Unit Weight	550 lbs (250 kg)
Maximum Unit Weight	750 lbs (341 kg)
Minimum Shipping Weight	610 lbs (277 kg)
Maximum Shipping Weight	840 lbs (382 kg)

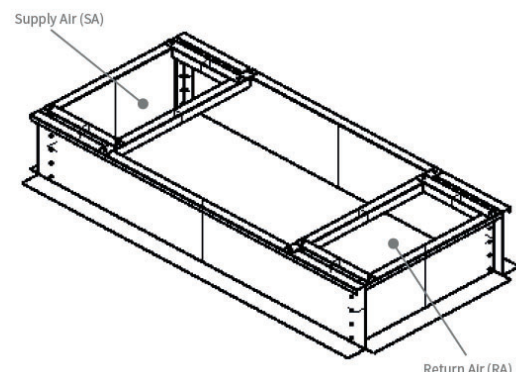
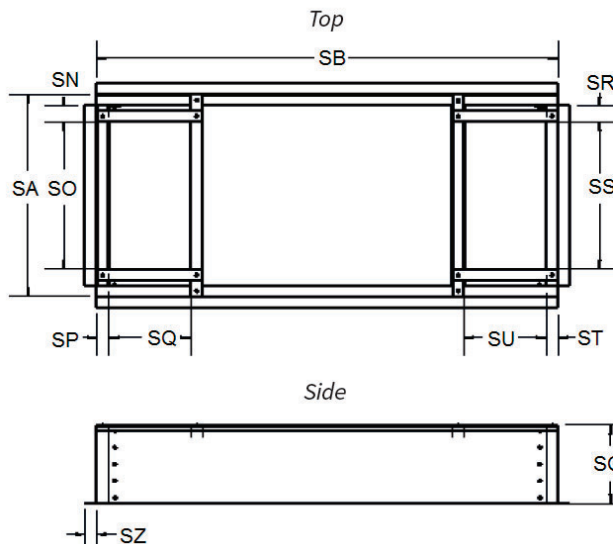
† Actual weight may vary by  $\pm 10\%$ .

# PH15 Roof Curb Dimensions - inches

## Dimensions with Options (inches)

	SA	SB*	SC	SN	SO	SP	SQ	SR	SS	ST	SU	SZ
PH15	29	80.25	14	3	23	2	10.5	3	23	2	10.5	2
PH15 w/ Bypass	36.25	80.25	14	6.75	23	2	10	6.75	23	2	10.5	2

\* Add 20" to width of Roof Curb for each extension



# Selection Information

**MODEL:** PH15

**SERIES:** InspirAIR® Commercial

**NOMINAL CAPACITY:** 500-1500



Standard Feature



Optional Feature

(check the box to select this option)

**REMEMBER TO:** Send your completed selection to your American ALDES Representative.

## UNIT

### CABINET FINISH

- ☒ Galvanized
- ☐ Painted

### DUCT CONFIGURATION

- ☐ 1-2-5-6 (Indoor Unit)
- ☐ 1-3-5-6
- ☐ 1-2-4-6
- ☐ 1-3-4-6 (Outdoor Unit)

### CONFIGURATION OPTIONS

- ☒ None (Indoor Unit)
- ☐ Rooftop Installation (Outdoor Unit)
- ☐ Mirror Configuration\*  
(\*Doors are located to the opposite side)

### FROST CONTROL

- ☒ None
- ☐ Exhaust Defrost
- ☐ Recirculation Defrost
- ☐ Face & Bypass
- ☐ Pre-Heat (Electrical Coil)
- ☐ Pre-Heat (Hot Water Coil)

### HEATING OPTIONS

- ☒ None
- ☐ Post-Heat (Electrical Coil)
- ☐ Post-Heat (Hot Water Coil)

## BLOWERS & MOTORS

### MOTOR TYPE

- ☒ ODP
- ☐ TEFC

### SPEED

- ☒ Single Speed
- ☐ ECM
- ☐ VFD

### FILTERS

- ☒ MERV 8
- ☐ MERV 13

### ELECTRICAL REQUIREMENTS

- ☐ 208V/1ph/60Hz
- ☐ 230V/1ph/60Hz
- ☐ 208V/3ph/60Hz
- ☐ 230V/3ph/60Hz
- ☐ 460V/3ph/60Hz
- ☐ 575V/3ph/60Hz

### DISCONNECT

- ☒ Non-fused
- ☐ Fused

## OPTIONAL ADD-ONS

- ☐ Motorized & Insulated Damper for OA
- ☐ Motorized & Insulated Damper for EA
- ☐ Non-Insulated Backdraft Damper for EA
- ☐ 24 VAC, 10 VA Terminals for OA and/or EA Dampers by Others
- ☐ 24 VAC, 20 VA Power Available for Accessories by Others
- ☐ Spare Filters QTY: \_\_\_\_\_
- ☐ Spare Belts QTY: \_\_\_\_\_
- ☐ Remote Display Panel
- ☐ Low Temperature Limit
- ☐ Dry Contact For Dirty Filter Alarm
- ☐ BacNET IP Controller
- ☐ BacNET MSTP Controller
- ☐ Phase-Loss Detection
- ☐ Fan Rotation Detection
- ☐ Carbon Dioxide Detection
- ☐ Relative Humidity Detection
- ☐ Free Cooling Management
- ☐ Independent Motor Management
- ☐ MERV 13 Filter Set (Replacement Filter)
- ☐ MERV 8 Filter Set (Spare Filter Set)
- ☐ Bypass Damper
- ☐ Programmable Timer
- ☐ Removable Access Doors