

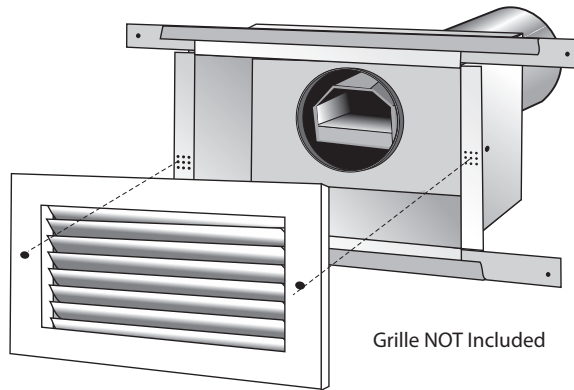


AIRFLOW & ZONE CONTROLS

CSRB-WB-II

Wall-Mount Constant Supply Register Box with Adjustable CAR-II and Back Take-Off Collar

PRODUCT
SPECIFICATIONS
& TECHNICAL
DATA



GENERAL

CSRB-WB-II Register Boxes for supply air applications are designed for installation in wall assemblies. Each CSRB-WB-II is specifically designed to accommodate an automatic, self-regulating constant airflow regulator (CAR-II). The CSRB-WB-II includes mounting brackets, integral drywall flanges, and nine-hole screw-catch pattern for simple grille mounting. Optional flush-mount grilles are sold separately.

The passive control element in each CSRB-WB-II compensates for changes in duct pressure caused by duct system design or installation, thermal stack effect, building pressure, dust-clogged filters, etc. The register box and CAR-II combination provides a low-cost solution to balancing ventilation and make-up air systems, essentially eliminating the need for on-site balancing. Automatic flow regulation is achieved without the use of electric or pneumatic sensors or controls.

The active control element of the CAR-II is a unique aerofoil. Using Bernoulli's Principle, the aero-wing damper lifts in response to increasing static pressure. This operation regulates the free-area opening through the control, maintaining velocity and specific airflow set points. Each CAR-II is designed and produced for control of air in temperatures ranging from -25° to 140°F (-32° to 60°C.)

CONSTRUCTION

The CSRB-WB-II is constructed of heavy-gauge galvanized steel with an extended duct collar that allows attachment of flexible or rigid duct without interfering with the control element operation. The round CAR-II is constructed of a UL94V-0 ABS plastic, and it is UL2043 safety classified and labeled for flame and smoke generation. It is also mounted in its own

sleeve with gasket seal to prevent unwanted air leakage. The separate regulator sub-assembly can be removed from the face of the register for inspection.

PERFORMANCE

The CAR-II controls airflow accurately to within 10% of rated flow (15% for units 50 CFM or less) throughout the target operating pressure range of 0.2 to 0.8 in. w.g. (50 to 200 Pa). Each CAR-II is factory tested and calibrated to the rated set point before shipping. Each CAR-II register is available in multiple factory-calibrated set points (see performance curves).

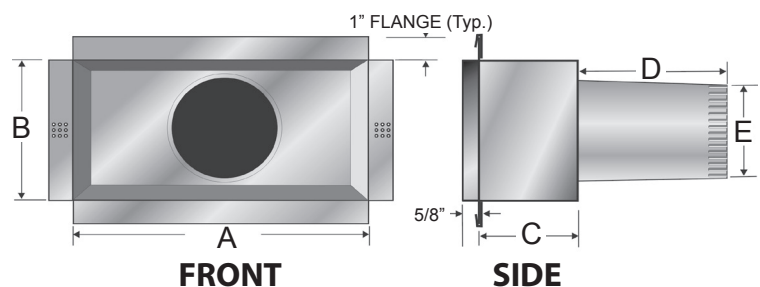
MAINTENANCE

The CAR-II needs no maintenance when used in normal conditions. There is no risk of dust deposit or obstruction because the CAR-II has no airways subject to clogging. If the intended application includes air heavily loaded with grease or dust, a fitting with an access panel or door, such as that used for flame dampers, should be provided.

WARRANTY

Guaranteed for five years, from date of shipment, against all defects in material or workmanship, provided that the material has been installed and utilized under normal conditions. This warranty is limited to the repair or replacement of the material.

CSRB-WB-II Dimensions

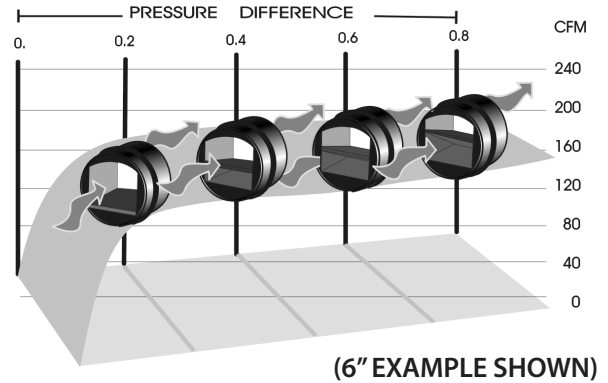


PART NUMBER	ADJUSTABLE CAR-II CFM	DUCT COLLAR*	A	B	C	D	E
54 103A-112	10/15/25	3"	8"	4"	3-3/8"	5-3/4"	2-7/8"
54 103A-123	10/20/30	3"	8"	4"	3-3/8"	5-3/4"	2-7/8"
54 114A-345	35/45/50	4"	6"	6"	5-1/2"	6"	3-7/8"
54 114A-456	40/50/60	4"	6"	6"	5-1/2"	6"	3-7/8"
54 116A-345	35/45/50	5"	6"	6"	5-1/2"	6"	4-7/8"
54 116A-791	75/90/105	5"	6"	6"	5-1/2"	6"	4-7/8"

* 3" Duct Collar fits 2" x 4" walls; 4" and 5" Duct Collars fit 2" x 6" walls

How the CAR-II Works

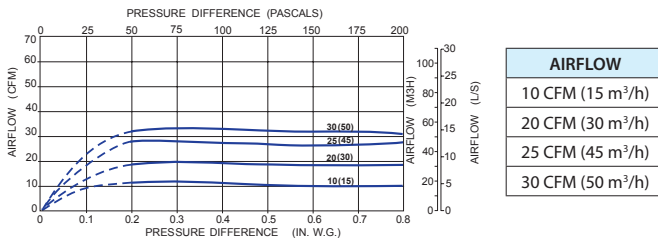
Constant airflow is achieved by controlling the free area through the device. At minimum static pressure, the aero-wing is parallel to the air stream. As the static pressure increases, the aero-wing lifts, reducing the amount of free area through the regulator. At the same time, higher static pressure increases the air velocity resulting in **CONSTANT AIRFLOW**. This occurs regardless of pressure differences in the range of 0.2 to 0.8 in. w.g. (50 to 200 Pa). The air velocity in the duct is in the range of 60 to 700 ft/min. (0.3 to 3.5 m/s).



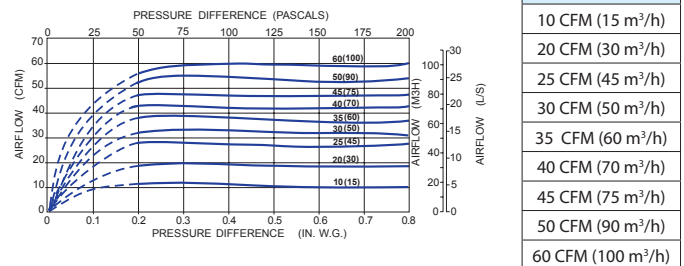
CAR-II Airflow Performance Data

Performance charts reflect airflow measurements taken at 68°F (20°C) at 1 atmosphere pressure. The CAR-II is designed for system pressures between 0.2 and 0.8 in. w.g. Models are also available for applications with system pressures between 0.1 and 0.42 in. w.g. (CAR-II-LP) and above 0.8 in. w.g. (CAR-II-HP).

3" DIAMETER (75 mm) REGULATING ELEMENT



4" DIAMETER (100 mm) REGULATING ELEMENT



5" DIAMETER (125 mm) REGULATING ELEMENT

