



AIRFLOW & ZONE CONTROLS

CAR-HP-SS-II

High-Pressure Constant Airflow Regulator for Square or Rectangular Ducting in Supply Air Applications

PRODUCT SPECIFICATIONS & TECHNICAL DATA



GENERAL

The model CAR-HP-SS-II Constant Airflow Regulator is a modulating orifice that automatically regulates airflows in duct systems to constant levels. The passive control element responds to duct pressure and requires no electric or pneumatic sensors or controls.

The CAR-HP-SS-II compensates for changes in duct pressure caused by thermal stack effect, building pressure, dust-clogged filters, etc. The CAR-HP-SS-II also provides a low-cost solution to balancing forced-air systems for heating, air conditioning and ventilation, eliminating the need for on-site balancing. The CAR-HP-SS-II will regulate airflow in supply duct systems.

The active control element of the CAR-HP-SS-II is a unique aerofoil (CAR-II-HP). Using Bernoulli's Principle, the aero-wing damper lifts in response to increasing static pressure. This operation regulates the free-area opening through the control, resulting in maintenance of velocity and specific airflow set points. Each CAR-II-HP is designed and produced for control of air in temperatures ranging from -25°F to 140°F (-32°C to 60°C).

CONSTRUCTION

The round CAR-II-HP is constructed of a UL94V-0 ABS plastic, and it is UL 2043 safety classified and labeled for flame and smoke generation. The assembly is sized to fit inside standard square or rectangular ducting, as well as register boots, return grille collars, etc. Each mounting plate is designed to specifically accommodate the control element and prevent unwanted air leakage.

PERFORMANCE

The CAR-II-HP airflow regulators control airflow accurately to within 10% of rated flow (15% for units 50 CFM or less) throughout the target operating pressure

range of 0.6 to 2.4 in. w.g. (150 to 600 Pa). Each CAR-II-HP is factory tested and calibrated to the rated set point before shipping. On-site field adjustment of airflow set points can be made (contact factory). Each diameter of the CAR-II-HP regulator is available in multiple factory-calibrated set points (see performance curves).

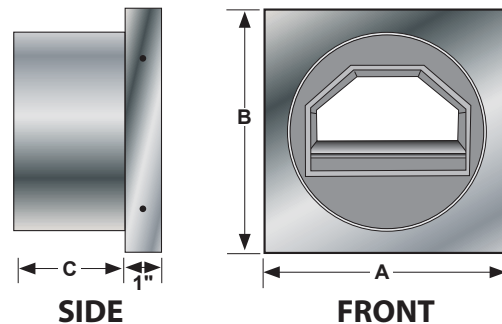
MAINTENANCE

The CAR-II-HP needs no maintenance when used in normal conditions. There is no risk of dust deposit or obstruction because the CAR-II-HP has no airways subject to clogging. If the intended application includes air heavily loaded with grease or dust, a fitting with an access panel or door, such as that used for flame dampers, should be provided.

WARRANTY

Guaranteed for 5 years, from date of shipment, against all defects in material or workmanship, provided that the material has been installed and used under normal conditions. This warranty is limited to the repair or replacement of the material.

CAR-HP-SS-II Dimensions

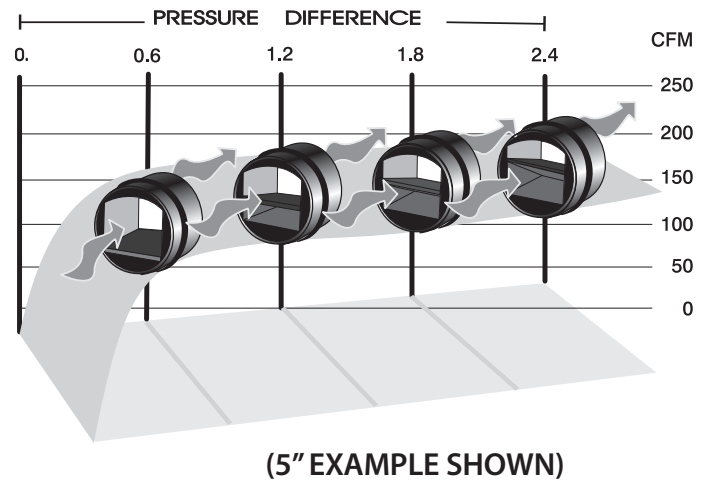


PART NUMBER	NOMINAL DUCT SIZE*	REGULATING ELEMENT SIZE	A	B	C
19 131HP	6" x 4"	4"	5.9"	3.9"	2.5"
19 132HP	6" x 6"	4"	5.9"	5.9"	2.5"
19 133HP	6" x 6"	5"	5.9"	5.9"	3.5"
19 134HP	6" x 6"	6"	5.9"	5.9"	3.5"
19 135HP	8" x 8"	4"	7.9"	7.9"	2.5"
19 136HP	8" x 8"	5"	7.9"	7.9"	3.5"
19 137HP	8" x 8"	6"	7.9"	7.9"	3.5"
19 138HP	8" x 8"	8"	7.9"	7.9"	3.5"
19 139HP	10" x 10"	4"	9.9"	9.9"	2.5"
19 140HP	10" x 10"	5"	9.9"	9.9"	3.5"
19 141HP	10" x 10"	6"	9.9"	9.9"	3.5"
19 142HP	10" x 10"	8"	9.9"	9.9"	3.5"
19 143HP	10" x 10"	10"	9.9"	9.9"	3.8"
19 144HP	12" x 12"	4"	11.9"	11.9"	2.5"
19 145HP	12" x 12"	5"	11.9"	11.9"	3.5"
19 146HP	12" x 12"	6"	11.9"	11.9"	3.5"
19 147HP	12" x 12"	8"	11.9"	11.9"	3.5"
19 148HP	12" x 12"	10"	11.9"	11.9"	3.8"

* Standard sizes shown.
Mounting plates are also available to accommodate any rectangular duct size.

How the CAR-II-HP Works

Constant airflow is achieved by controlling the free area through the device. At minimum static pressure, the aero-wing is parallel to the air stream. As the static pressure increases, the aero-wing lifts, reducing the amount of free area through the regulator. At the same time, higher static pressure increases the air velocity resulting in **CONSTANT AIRFLOW**. This occurs regardless of pressure differences in the range of 0.6 to 2.4 in. w.g. (150 to 600 Pa).



Typical CAR-HP-SS-II Applications

- Supply air in offices.
- Balancing supply airflows in high-rise building duct risers.
- Clean room air supply balancing for ceiling filter modules. Maintains constant airflow even as filter resistance increases.
- Regulation of make-up air.
- Controlling conditioned air to sealed crawlspaces.
- Balancing supply of heat recovery ventilation systems.
- Regulating outdoor air injection from central supply fan into individual room fan coil units or heat pumps.
- Balancing airflows on series-fan-powered terminal unit systems.
- Supply air to sleeping quarters in military facilities, submarines, etc.
- Balancing supply airflow from packaged roof-top A/C units.

Typical Specification

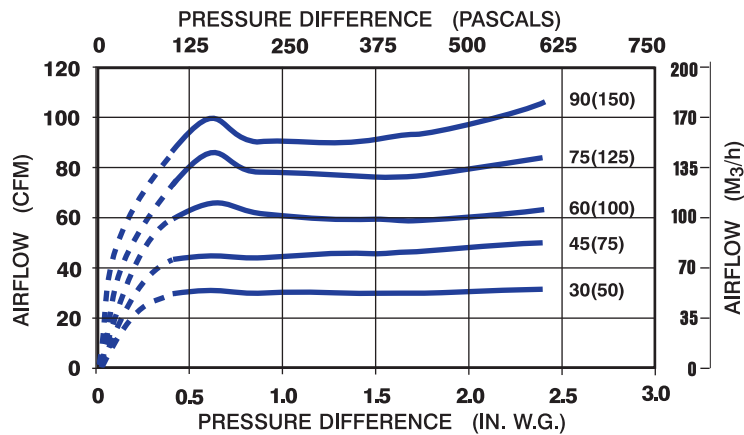
Model CAR-HP-SS-II Constant Airflow Regulators by American ALDES Ventilation Corporation, Bradenton, Florida, shall solely operate on duct pressure and require no external power supply. Each regulator shall be pre-set and factory calibrated, requiring no field adjustment to the airflows as indicated on the schedule, and shall be rated for use in air temperatures ranging from -25° to 140°F (-32° to 60°C.)

Constant Airflow Regulators shall be capable of maintaining constant airflow within +/- 10% of scheduled flow rates (15% for units 50 CFM or less), within the operating range of 0.6 to 2.4 in. w.g. differential pressure, or 0.2 to 0.8 in. w.g. on standard-pressure models (CAR-SS-II), or 0.1 to 0.42 in. w.g. on low-pressure models (CAR-LP-SS-II). Regulators shall be provided as an assembly consisting of a steel mounting plate with collar and a 94V-0 UL ABS plastic body housed within a round sleeve for installing in mounting plate collar. Each round sleeve must be fitted with a lip gasket to ensure perimeter air tightness with the interior surface of the duct. All regulators must be classified per UL 2043 and carry the UL mark indicating compliance. All Constant Airflow Regulators will require no maintenance and must be warranted for a period of no less than five years. Constant Airflow Regulators shall be installed in tight ducting systems in accordance with all applicable codes and manufacturer's instructions.

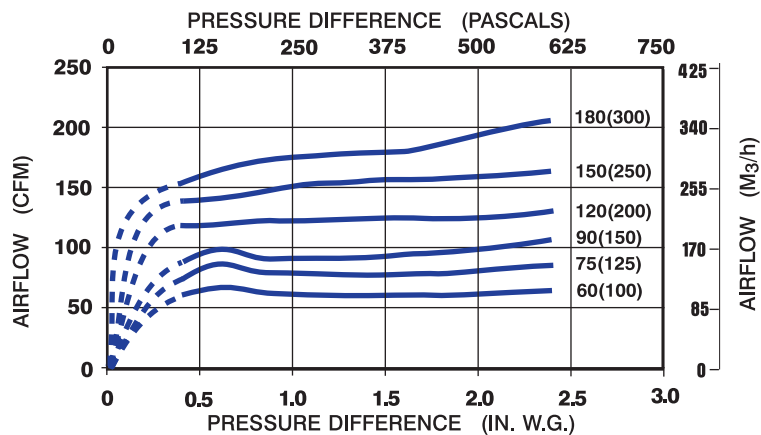
CAR-HP-SS-II Airflow Performance Data

Performance charts reflect airflow measurements taken at 68°F (20°C) at 1 atmosphere pressure. The CAR-HP-SS-II is designed for system pressures between 0.6 and 2.4 in. w.g. Models are also available for applications with system pressures between 0.1 and 0.42 in. w.g. (CAR-LP-SS-II) and between 0.2 and 0.8 in. w.g. (CAR-SS-II).

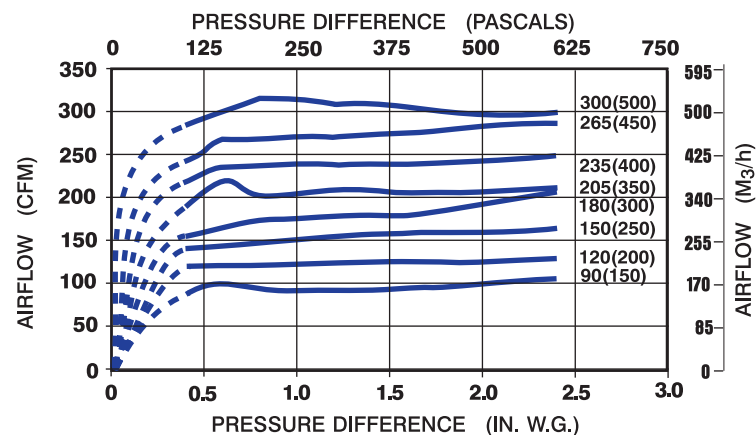
4" DIAMETER (100 mm) REGULATING ELEMENT



5" DIAMETER (125 mm) REGULATING ELEMENT



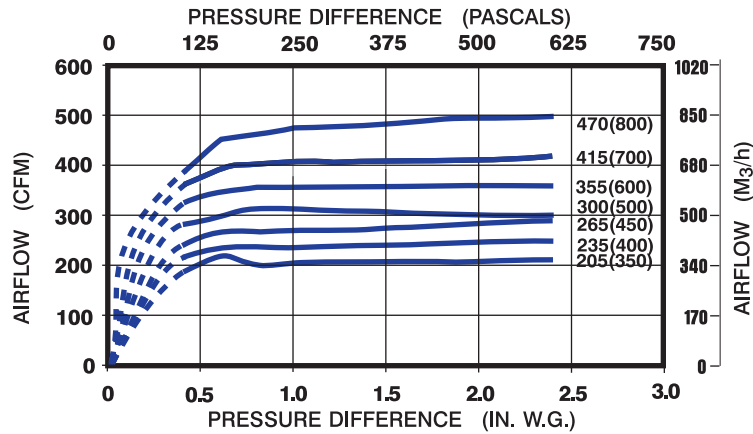
6" DIAMETER (150 mm) REGULATING ELEMENT



CAR-HP-SS-II Airflow Performance Data

Performance charts reflect airflow measurements taken at 68°F (20°C) at 1 atmosphere pressure. The CAR-HP-SS-II is designed for system pressures between 0.6 and 2.4 in. w.g. Models are also available for applications with system pressures between 0.1 and 0.42 in. w.g (CAR-LP-SS-II) and between 0.2 and 0.8 in. w.g. (CAR-SS-II).

8" DIAMETER (200 mm) REGULATING ELEMENT



10" DIAMETER (250 mm) REGULATING ELEMENT

